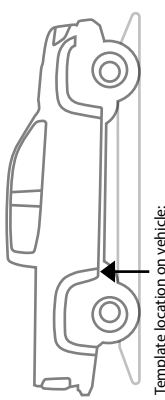
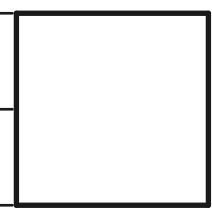


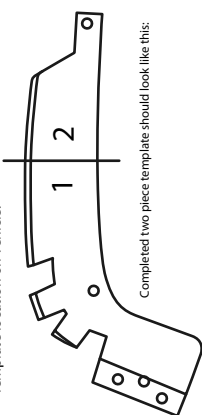


**Colorado, 33" Rear Flare Trim Template, Rear RH**  
**AEV30392AA**  
 1" Square for Scale

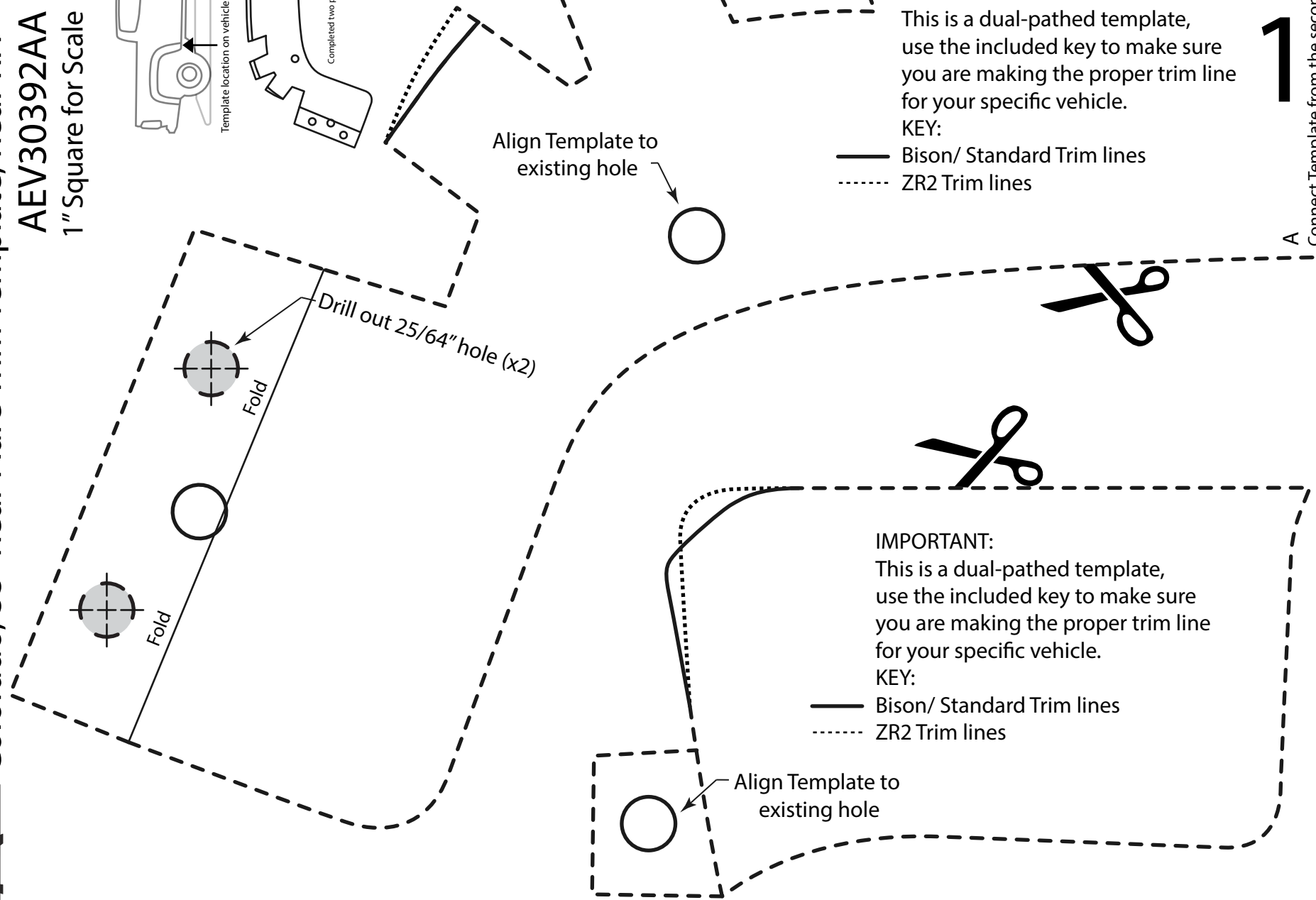
1"  
1/2"  
0



Template location on vehicle:



Completed two piece template should look like this:



**IMPORTANT:**  
 This is a dual-pathed template, use the included key to make sure you are making the proper trim line for your specific vehicle.

**KEY:**

- Bison/ Standard Trim lines
- - - - - ZR2 Trim lines

**IMPORTANT:**  
 This is a dual-pathed template, use the included key to make sure you are making the proper trim line for your specific vehicle.

**KEY:**

- Bison/ Standard Trim lines
- - - - - ZR2 Trim lines

**1**

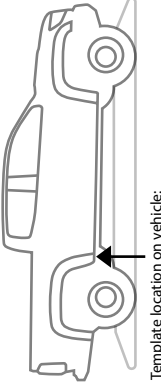
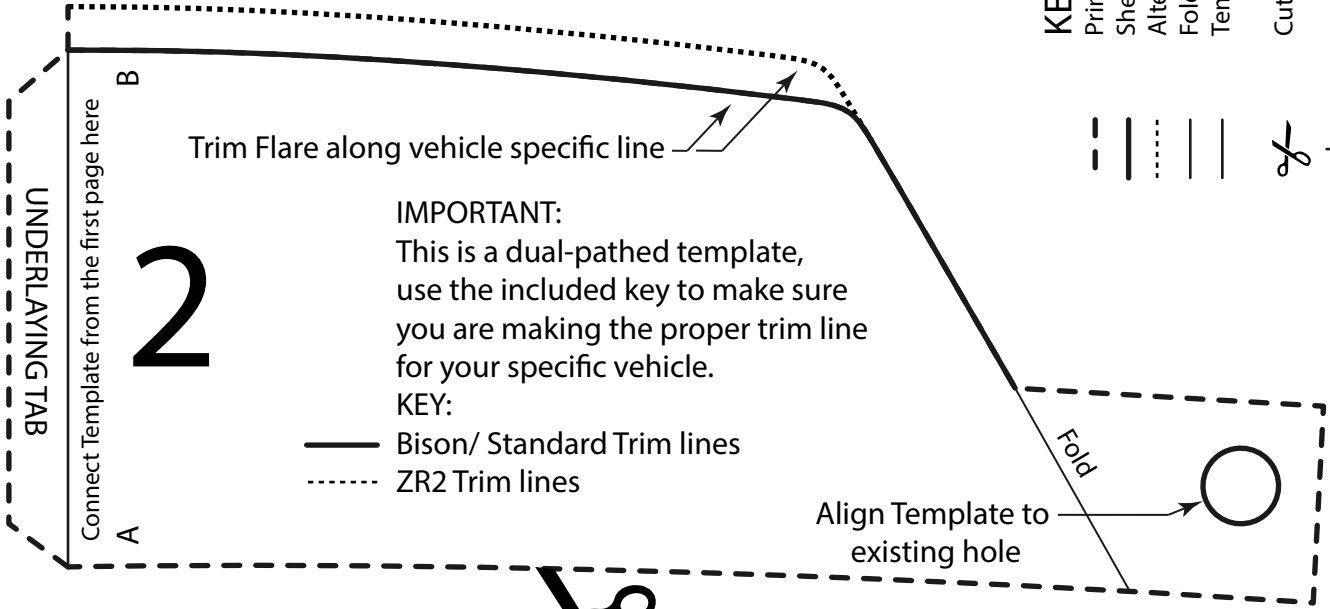
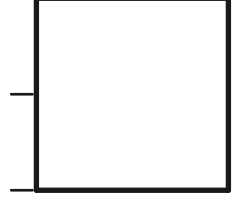
Connect Template from the second page here



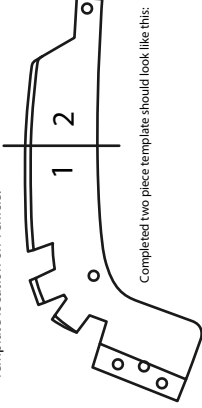


# Colorado, 33" Rear Flare Trim Template, Rear RH AEV30392AA 1" Square for Scale

0 1/2" 1"



Template location on vehicle:



Completed two piece template should look like this:

**KEY:**

- Primary make/model paper cutline & template alignment line
- Sheetmetal trim line
- ..... Alternate make/model paper cutline & template alignment line
- Fold line/ inside template alignment line
- Template Construction guide line



Cut paper template

Drill hole (w/ centerpunch alignment)

Alignment hole

Instruction locator